

GV-150-19mm

Ares Glass Vessel Sink

Sink Dimensions

Dimensions: Ø17" x 6"

Features

- Solid Tempered Glass
- Vessel Sink
- 19mm Glass Thickness
- 34mm Rim Thickness
- 1 3/4" Drain Hole Size
- Without Overflow

CODES/STANDARDS:

Product Certification

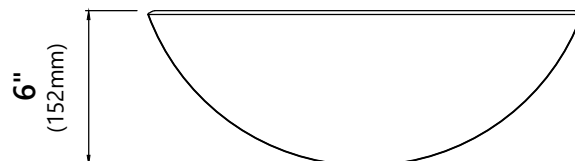
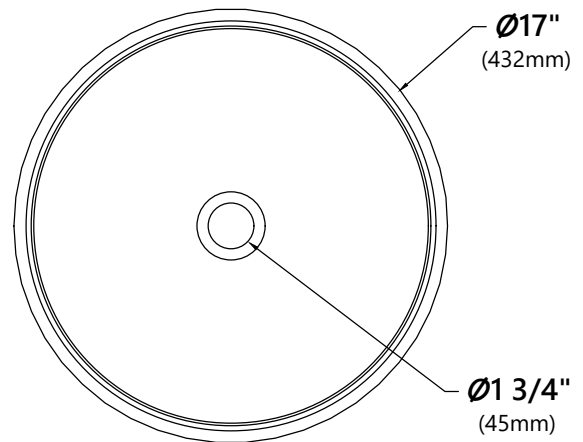
cUPC certified, MASS Approved, ADA compliant



Warranty

Kraus Limited Lifetime Warranty

see website for details www.kraususa.com



PU-10

Pop Up Drain w/o Overflow

Pop Up Dimensions

Dimensions: 8 5/8" x Ø 2 5/8"

Features

- Metal Construction
- Connection 1 1/4"
- Designed to Use w/ Above-Counter Vessel Sinks without overflow
- Fits Standard 1 3/4" Drain Opening

Available Colors

- Satin Nickel
- Gold
- Oil Rubbed Bronze
- Chrome
- Brushed Gold
- Matte Black

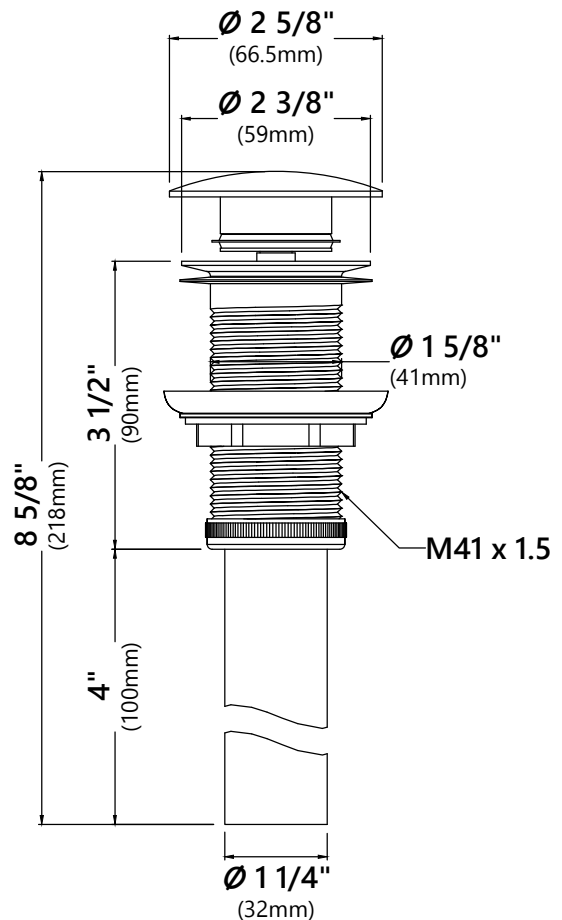
CODES/STANDARDS:

Product Certification
cUPC

Warranty

Kraus Limited Lifetime Warranty

see website for details www.kraususa.com



MR-1

Mounting Ring

Mounting Ring Dimensions

Overall Dimensions: $\varnothing 3 \frac{1}{8}"$ x $\frac{3}{8}"$

Features

- Brass Construction
- Designed to Use with Above Counter Vessel Sinks without Overflow
- Fits Standard Drain Assembly without Overflow

Available Finishes

- Chrome
- Gold
- Oil Rubbed Bronze
- Satin Nickel



Warranty

Kraus Limited Lifetime Warranty

see website for details www.kraususa.com

